

**VIBRATOR CARE INSTRUCTION**

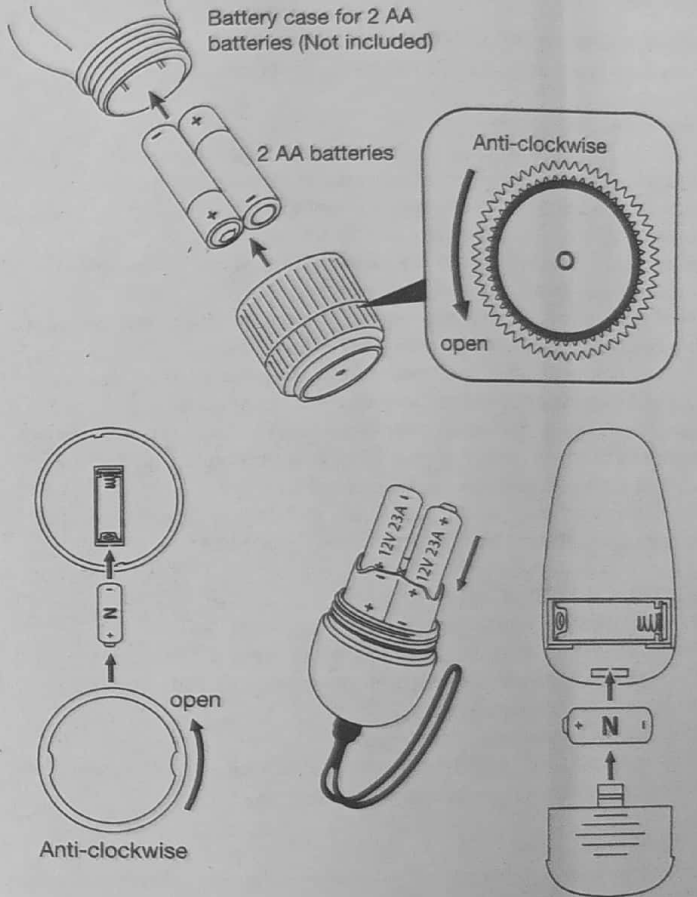
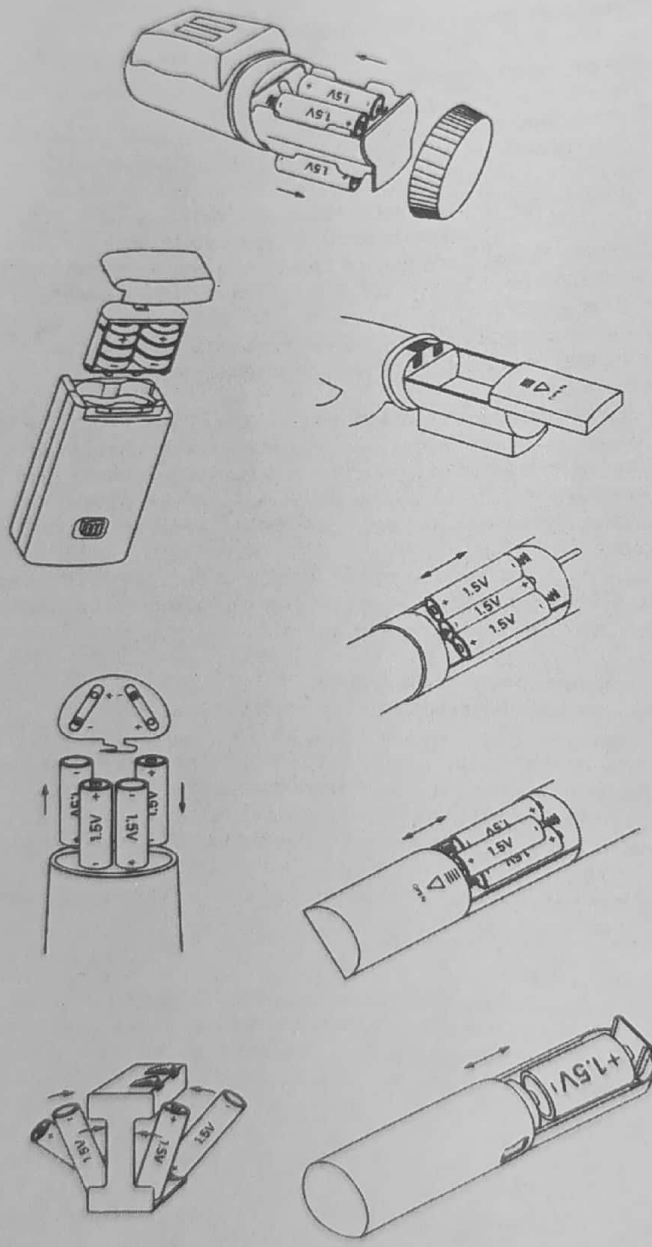
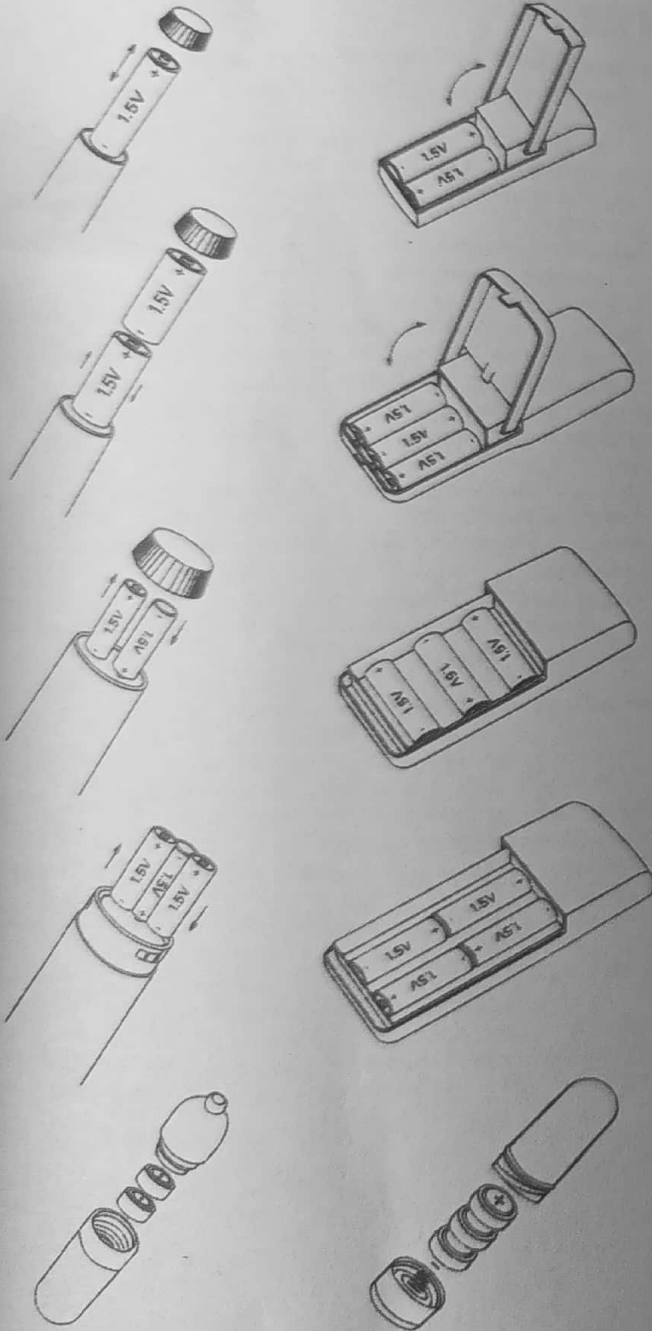
1. Take care when using the Vibrator for the first time. Vibration can be intense.
2. Clean your vibrator after every use.
3. Take care when cleaning your vibrator. Remember it is an electrical item. Moisture can damage the product and also react with the batteries.
4. Always remove the batteries before cleaning and after using your vibrator in order to keep it in optimum condition.
5. Keep your vibrator clean and dry. Store in a non-damp environment. Moisture can damage batteries and motor.
6. Always store your vibrator separately. Different materials have different chemical configurations and may react with each other.
7. Always allow your vibrator to cool down before storing in a safe place. Vibrators are electrical and motors grow warm with use.
8. Excessive usage of the vibrator will wear out the motor and may cause the motor to overheat. If you feel your vibrator is getting unduly hot, switch off and allow it to cool down, before continuing to use.
9. Take care when using oils and lubricants so that they do not enter the battery compartment as they can react with the batteries.

**BATTERY CARE INSTRUCTIONS**

1. Batteries must be inserted with the correct polarity (+/-)
2. Remove batteries when the product is not in use.
3. The supply terminals should not be short-circuited. i.e. do not bridge terminals with metallic pieces.
4. Only use the recommended batteries.
5. Only operated when fully assembled in accordance with the instructions.
6. Do not mix different types or new used batteries.

**WARNING**

To avoid injury and aggravation of pre-existing conditions, this device should not be used on swollen or inflamed areas or skin lacerations. Do not use on unexplained calf pain. No medical claims are warranted or implied by the use of this product.



Sevendcreations is registered trade mark.  
© Copyright 2018. All rights reserved.



433.905 MHz -20.83 dBm  
NEW