


## NEW FEATURE UPDATE



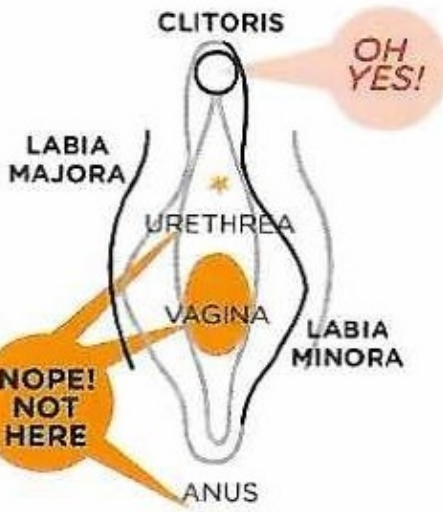
Cap must be secured for Vesper to **continuously** vibrate.

If the cap is loose, Vesper will **turn off**.

NOTE: Fully remove warning label from cap before use

## VULVA MAP TO PLEASURE

The Vesper is designed for external use only. Though all bodies are different, this diagram can help you find maximum pleasure with your Vesper, as well as a few places to avoid.



**WARNING:** Do not insert into urethra, vagina, or anus to avoid potential serious injury

## CAUTION



Chain is for decorative use as a necklace. It is not intended to support and/or facilitate insertion into the body.



Do not submerge in water



Use only Crave supplied charger



Keep the metal chain away from electrical outlet

WWW.LOVECRAVE.COM  
DESIGNED IN USA. MADE IN CHINA

# CRAVE

## VESPER

Quick Start Guide

Read all instructions and safety information prior to use.

STORE IN POUCH FOR FUTURE REFERENCE

## WARNING

Do not insert the Vesper vibrator anywhere in the body to avoid serious injury.

Not for vaginal or urethral insertion.

Not for anal use.

If you use the Vesper with partner(s), please share these warnings with them.

Keep out of reach of children

## QUICK START GUIDE

Vesper is designed to warm during use.

Secure cap tightly before wearing out



### SECURE CAP

Product will not run without the cap. If cap is not fully assembled Vesper will notify with a quick vibration.

### ON



### CHANGE PATTERN



### OFF



2 SECONDS

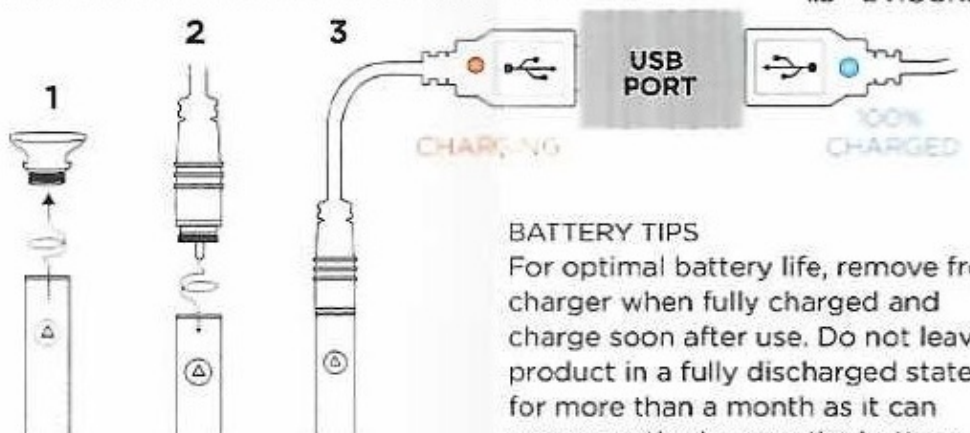


**NOTICE** Do not use with silicone based lube, as it will damage the button

## USB CHARGING

Vesper will pulse 3 times to indicate low battery

1.5 - 2 HOURS



### BATTERY TIPS

For optimal battery life, remove from charger when fully charged and charge soon after use. Do not leave product in a fully discharged state for more than a month as it can permanently damage the battery.