

First Use

Step1 :APP Download

1. IOS users, Search for "Magic Motion" in App Store to download the App.
2. IOS users or Android users scan below QR Code to download.
3. IOS users or Android users to visit below website to download.

www.magicmotion.fun

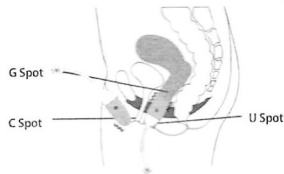


Step2 Run Magic Motion App.

Click **Magic Motion** App to run and follow the guide to connect Magic Vini. When the LED light is on, it means successful connection.


Step3 Play with "Magic Vini"

Place "Magic Vini" in different spots to stimulate to enjoy the pleasures.



Step3 Press Power on key again to access mode 2.

There are total 7 modes available.



Charging Battery

Plug DC Port of USB-DC cable To Magic Vini charging port.

The LED will keep lighting till fully charged.

Reset.

In the working mode, plug in the USB-DC cable, the device will reset automatically.



Cleaning "Magic Vini"

Before Usage.

Please clean Magic Vini with cleanser or warm water and anti-bacterial soap.

After Usage:

Please clean Magic Vini with cleanser or warm water and anti-bacterial soap and dry it.

Tips: "Magic Vini" is covered with full silicone, it is waterproof.

Storage

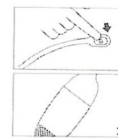
Keep Magic Vini in a cool and ventilated place. Avoid direct sunlight and keep it away from children.



Tips: Please use with water soluble lubricant or condom. Please leave the cord of "Magic Vini" outside the body, at least 3 cm long without barrier, to keep good signal.

Step4 Power Off

The device will turn off after pressing Power key for 3 seconds, the LED Light will turn off to indicate turn-off status.



Tips: "Magic Vini" will turn off automatically when it disconnected with App in 15 minutes.

Independent Modes(without Smartphone)

Step1 Power on "Magic Vini"



Step2 Press Power on key, Again to access mode 1.



Warranty Terms & Conditions

Magic motion warrants this product for a period of ONE (1) YEAR, after the date of original purchase, against defects due to faulty workmanship or materials. If you discover a defect and notify magic motion during the warranty period, magic motion will, as its discretion, replace the product free of charge.

The warranty covers working parts that affect the function of the product. It does NOT cover cosmetic deterioration caused by fair wear and tear or damage caused by accident, misuse or neglect. Any attempt to open or take apart the product (or its accessories) will void the warranty.

Claims under warranty must be supported by reasonable evidence that the date of the claim is within the warranty period. To validate your warranty, please keep your original purchase receipt together with these warranty conditions for the duration of the warranty period.

Magic Motion Service Card

User Information

Name:

Tel:

Address:

Reason for Return:

Seller Information

Company:

Tel: