

LUMEN

OhMiBod

powered by

KIIRO°

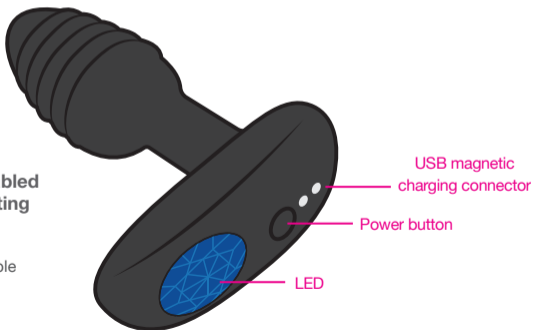
English

OhMiBod is committed to bringing you high quality technology enabled pleasure products and accessories. Before you begin enjoying **Lumen**, please take a moment to review this manual.

Lumen - What's in the box

Bluetooth®-enabled wearable vibrating plug

- USB charging cable
- Privacy pouch



Controlling Lumen Via App - OhMiBod Remote

To pair with and control by your phone/tablet, within Bluetooth® range or over wifi, download and launch the **OhMiBod Remote App**:



DOWNLOAD THE
OhMiBod® Remote App




TURN ON **Lumen**



PAIR devices. Make sure your mobile device's Bluetooth® is turned on. Launch the app, and your **Lumen** and mobile device will pair automatically.



The volume on your phone/tablet controls the vibration intensity. For optimal experience, volume should be set at **50%** or higher.

TIP: You can check your vibe status, e.g., if it is paired, turn off the vibe remotely, and even check your vibe battery level in your app profile! Tap the  icon to access your profile.

Additional support can also be found at: www.ohmibod.com/app

Controlling Lumen Via App - FeelConnect



DOWNLOAD THE
FeelConnect App



TURN ON **Lumen**



PAIR devices. To connect with a partner's device within Bluetooth® range, follow the instructions on the FeelConnect App to pair your device(s).

-OR-

To connect remotely to a partner's device, follow the instructions on the FeelConnect App to pair to your device. Visit www.kiipro.com/pages/feelconnect for more information.



-OR-

To experience interactive content, go to www.FeelMe.com

Using Lumen - 2 Modes of Operation

BLUETOOTH MODE® HAS 3 SETTINGS:

1. Initial mode =
100% power
& 100% light




2. 1 click =
50% power
& 100% light




3. 2 clicks =
100% power
& no light







Bluetooth® Mode:

1. Press  3-4 seconds to turn on.

NOTE: *Blinking LED power button indicates vibe is ready to connect via Bluetooth®.*

2. Pair to phone/tablet. Bluetooth® range up to 26ft (8m). See section “Pairing Your Phone/Tablet.”
3. Launch OhMiBod® Remote App or FeelConnect App.
4. Press and hold  for 3-4 seconds to turn off.

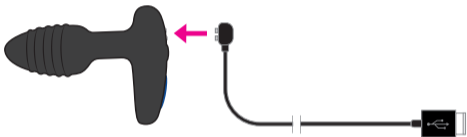
Manual Mode:

1. Press  3-4 seconds to turn on.
2. Press  3 times to switch to manual mode. First pulsation is a continuous vibration. This confirms manual mode is active. Press  to move to next pulsation pattern. There are a total of 4 pulsations. Pressing the button again will cycle back to Bluetooth® mode.
3. Press  for 3-4 seconds to turn off.

Charging Lumen

Simply plug the USB charging cable provided with **Lumen** into the USB port on your computer or USB wall charger adapter. Connect the other end of the cable into the charging connector on the end of **Lumen** (see *diagram*). The LED on **Lumen** will blink indicating the massager is charging. Please be sure that the massager is completely dry before charging.

≈ 1.5 HRS TO REACH FULL CHARGE 



LED will glow steady when fully charged.

NOTE: The USB port is for charging use only, no data transmission functionality. When product is charging, the product will not be able to vibrate until the USB cable is removed from charging socket.

NOTICE Additional Charging Safeguards

- Please be sure that the massager is completely dry before charging.
- Only use the charging cable provided to charge the massager.
- Do not use USB charging hubs to charge the massager.
- Only use with UL certified USB wall chargers.

Troubleshooting

If the LED does not blink when the product is connected to the USB cable, check to make sure the USB cable is properly connected to the USB port and **Lumen**.

Battery Disposal

- **Lumen** contains a rechargeable battery. Please do not dispose of this product with normal household waste.
- Please dispose of this product at the appropriate electrical and electronic equipment recycling disposal locations in accordance with government regulations.
- The recycling of this product appropriately will help to protect our environment.

Care & Cleaning

Clean after every use with mild soap and water. Dry thoroughly.

CAUTION Important Safeguards

- Do not use on areas that are swollen, inflamed or have skin lacerations.
- Stop using the massager if you experience pain or discomfort.

Specifications

Lumen

Materials: Body-safe Silicone, ABS

Size:

Weight:

Battery: Lithium-ion, 3.7V with 220mAH

Charging: 1.5 hours

User time: Up to 3 hours

WIRELESS SPECIFICATIONS:

Bluetooth® Version 4.1 BLE

Frequency: 2.402-2.480GHz

Receive sensitivity: Better than -90dBm

Range: 26ft (8m), better than 10m in line of sight

Data rates: Up to 3Mbps (over the air)

UART data transfer rate: 115200bps

Warranty

OhMiBod warrants this product for a period of one (1) year from the date of original purchase, against defects due to faulty workmanship or materials. In the event that this product fails during the warranty period, simply email us at customercare@ohmibod.com and provide us with a valid proof of the date of original purchase and we will replace the faulty product at no extra charge.

This warranty does not cover cosmetic deterioration caused by normal wear and tear or damage caused by accident, misuse, neglect or other use not in accordance with this instruction manual. Any attempt to open or take apart this product or its accessories will void the warranty.

Contact Us

If you have any questions regarding your new product, please check out additional information at www.ohmibod.com/customercare. You can also reach us via email at customercare@ohmibod.com.

For Declaration of Conformity, please go to www.ohmibod.com/certificates.

No medical claims are warranted or implied by the use of this product.

Special Note from Founder

“OhMiBod’s goal is to reflect the collective personality of our customers who have an open, honest attitude toward sexuality and personal pleasure. My hope is that OhMiBod becomes a symbol of liberation, reflecting new and progressive attitudes toward personal pleasure for the young and the young at heart... People who are comfortable with their bodies, know what feels good and who, not only aren’t afraid to admit it, are empowered to go after it.”



FCC ID: XG5OMBLU01

This device complies with Part 15 of the FCC Rules. Operation is subject to the following two conditions: (1) this device may not cause harmful interference, and (2) this device must accept any interference received, including interference that may cause undesired operation.

CAUTION: The user is cautioned that changes or modifications not expressly approved by the party responsible for compliance could void the user’s authority to operate the equipment.

NOTE: This equipment has been tested and found to comply with the limits for a Class B digital device, pursuant to Part 15 of the FCC Rules. These limits are designed to provide reasonable protection against harmful interference in a residential installation. This equipment generates, uses and can radiate radio frequency energy and, if not installed and used in accordance with the instructions, may cause harmful interference to radio communications. However, there is no guarantee that interference will not occur in a particular installation.

If this equipment does cause harmful interference to radio or television reception, which can be determined by turning the equipment off and on, the user is encouraged to try to correct the interference by one or more of the following measures:

- Reorient or relocate the receiving antenna.
- Increase the separation between the equipment and receiver.
- Connect the equipment into an outlet on a circuit different from that to which the receiver is connected.
- Consult the dealer or an experienced radio/TV technician for help.

FCC Radiation Exposure Statement

This equipment complies with FCC radiation exposure limits set forth for an uncontrolled environment. This transmitter must not be co-located or operating in conjunction with any other antenna or transmitter.

IC STATEMENT

This device complies with Industry Canada license-exempt RSS standard(s). Operation is subject to the following two conditions: (1) this device may not cause interference, and (2) this device must accept any interference, including interference that may cause undesired operation of the device.

Le présent appareil est conforme aux CNR d’Industrie Canada applicables aux appareils radio exempts de licence. L’exploitation est autorisée aux deux conditions suivantes : (1) l’appareil ne doit pas produire de brouillage, et (2) l’utilisateur de l’appareil doit accepter tout brouillage radioélectrique subi, même si le brouillage est susceptible d’en compromettre le fonctionnement.

The device is compliance with RF field strength limits, users can obtain Canadian information on RF exposure and compliance. Le présent appareil est conforme de ce matériel aux conformités ou aux limites d’intensité de champ RF, les utilisateurs peuvent sur l’exposition aux radiofréquences et la conformité d’acquérir les informations correspondante.

This Class B digital apparatus complies with Canadian ICES-003. Cet appareil numérique de la classe B est conforme à la norme NMB-003 du Canada. CAN ICES-3 (B)/NMB-3(B)

DECLARATION OF CONFORMITY

Hereby, OhMiBod declares that the radio equipment type Lumen is in compliance with Directive 2014/53/EU.

The full text of the EU Declaration of Conformity is available at the following internet address: <https://www.ohmiobod.com/certificates>

OhMiBod®

Copyright© Suki, LLC 2020. All rights reserved.
Designed in the United States / Made in China

