 **ENGLISH / USER MANUAL**

BEFORE USE - CHARGE THE BUTT PLUG COMPLETELY BEFORE FIRST USE WITH THE INCLUDED USB CABLE. PLUG THE PIN AT THE END OF THE CHARGING CABLE INTO THE CHARGING POINT AT THE BACK OF THE VIBRATOR. CONNECT THE CABLE TO A USB PORT. WHEN THE BATTERY IS CHARGING, THE LED LIGHT BLINKS. WHEN THE LIGHT STOPS BLINKING AND BURNS CONSTANTLY, THE BATTERY IS COMPLETELY CHARGED.

TURNING ON AND OFF - HOLD THE TOP BUTTON ON THE HANDLE FOR 3 SECONDS UNTIL THE LED LIGHT TURNS ON. THE BUTT PLUG IS NOW IN STAND-BY MODE. IF THE LIGHT DOESN'T TURN ON, THE BATTERY IS EMPTY. CHARGE THE BATTERY FIRST AND THEN TRY AGAIN. HOLD THE LOWER BUTTON ON THE HANDLE FOR 3 SECONDS TO TURN OFF THE VIBRATOR.

OPERATING - THE VARIOUS VIBRATION PATTERNS AND SPEEDS CAN BE CONTROLLED WITH THE BUTTONS ON THE HANDLE. PRESS THE TOP BUTTON TO GO TO THE NEXT SETTING. PRESS THE LOWER BUTTON TO GO BACK TO THE PREVIOUS SETTING. THERE ARE 4 VIBRATION SPEEDS AND 6 VIBRATION PATTERNS IN TOTAL.

LUBRICANT - THE BUTT PLUG IS MADE OF SILICONE AND CAN THEREFORE ONLY BE USED IN COMBINATION WITH WATER-BASED LUBRICANT. OTHER LUBRICANTS CAN NEGATIVELY AFFECT THE MATERIAL, ALLOWING BACTERIA TO GROW AND MAKING IT IMPOSSIBLE TO HYGIENICALLY CLEAN THE TOY.

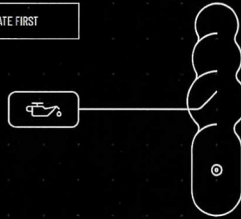
CLEANING - RINSE THE BUTT PLUG WITH LUKEWARM WATER. APPLY TOY CLEANER TO THE BUTT PLUG AND RINSE IT OFF WITH LUKEWARM WATER AGAIN. REPEAT THIS STEP IF NECESSARY. LAY THE BUTT PLUG DOWN TO DRY OR DAB IT DRY WITH A CLEAN AND LINT-FREE CLOTH OR TOWEL.

STORAGE - SAFELY STORE THE BUTT PLUG AT A DRY AND DARK PLACE. USE A TOY BAG TO PROTECT THE TOY FROM DUST AND SCRATCHES.

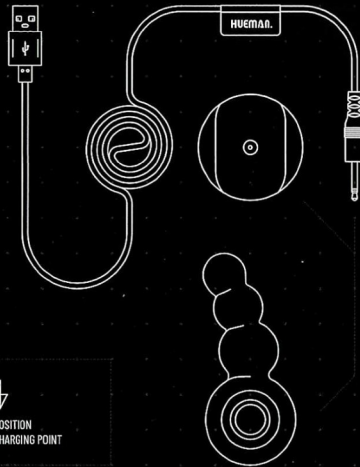
THIS PRODUCT IS SOLD AS A NOVELTY PRODUCT ONLY. ALL RIGHTS RESERVED. TO AVOID INJURY OR ABRASION OF PRE-EXISTING CONDITIONS THIS PRODUCT SHOULD NOT BE USED ON BRUISED, SWOLLEN OR INFLAMED AREAS. ONLY USE THE PRODUCT AS INSTRUCTED. NO MEDICAL CLAIMS ARE WARRANTED OR IMPLIED BY THE USE OF THIS PRODUCT. ITS USE IS AT YOUR OWN RISK. DO NOT ATTEMPT TO WARM THIS PRODUCT IN A MICROWAVE OR CONVENTIONAL OVEN. WASH BEFORE AND AFTER USE, WITH A MILD SOAP AND WARM WATER. ALLOW TO DRY COMPLETELY BEFORE STORING SEPARATELY FROM OTHER TOYS IN A COOL, DRY PLACE. STORE AT ROOM TEMPERATURE. WE RECOMMEND USING A WATER-BASED LUBRICANT WITH YOUR PRODUCT. PLEASE DO NOT USE PERFUMED OR ALCOHOL-BASED LUBE GELS OR MASSAGE OILS TO AVOID DAMAGE. WE DO NOT RECOMMEND SILICONE-BASED LUBRICANTS OR GELS.

HOW TO USE | EQUIPMENT

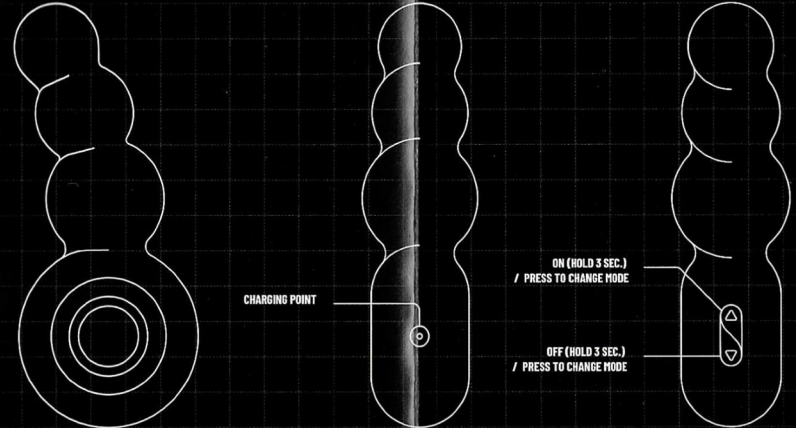
1. LUBRICATE FIRST



2. HOW TO RECHARGE



OUTER SPACE | VIBRATING ANAL PLUG



PRODUCT NUMBER / HU007

EQUIPMENT SPECIFICATIONS

DIMENSIONS VIBRATOR / 132*60*35 MM | 5.2*2.4*1.4 INCH
INSERTABLE LENGTH / 72 MM | 2.8 INCH
MAXIMUM DIAMETER / 35 MM | 1.4 INCH
MASS / 106 G | 3.8 OZ.
SETTINGS / 4 VIBRATION SPEEDS, 6 PATTERNS
MATERIALS / ABS, SILICONE
SPLASH PROOF / IPX6

RECHARGEABLE / YES, USB-RECHARGEABLE (CABLE INCLUDED)
POWER ANAL PLUG / LI-ION, 150 MAH, 3.7V
MAX. CHARGING CURRENT / 350 MA
CHARGING VOLTAGE / 5.0 V
CHARGING TIME / APPROX. 45 MINUTES
OPERATING TIME / APPROX. 60 MINUTES
STANDBY TIME / UP TO 6 MONTHS
MAX. NOISE LEVEL / <55 DB

PARAMETERS VIBRATING ANAL PLUG



◆ PINPOINT
 ○ DIAGRAM LINES
 ○ LINE VALUE
 □ PARAMETER SPECTRUM