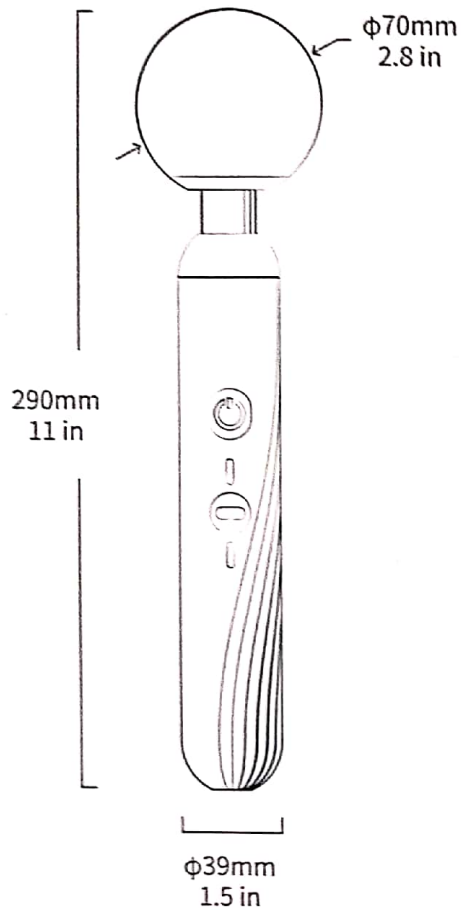


Packing list



- EN User Guide
- RU Гид пользователя
- ES Guía del usuario
- FR Guide utilisateur
- JP ユーザーガイド
- KR 설명서

- DE Benutzerhandbuch
- FR Mode d'emploi
- ES Guía de usuario
- FR 사용자 설명서
- JP 取扱説明書



- EN Magnetic charging cable
- RU Магнитный зарядный кабель
- ES Cable de carga magnética
- FR Cavo di ricarica magnetico
- JP 磁気充電ケーブル
- KR 磁気充電선

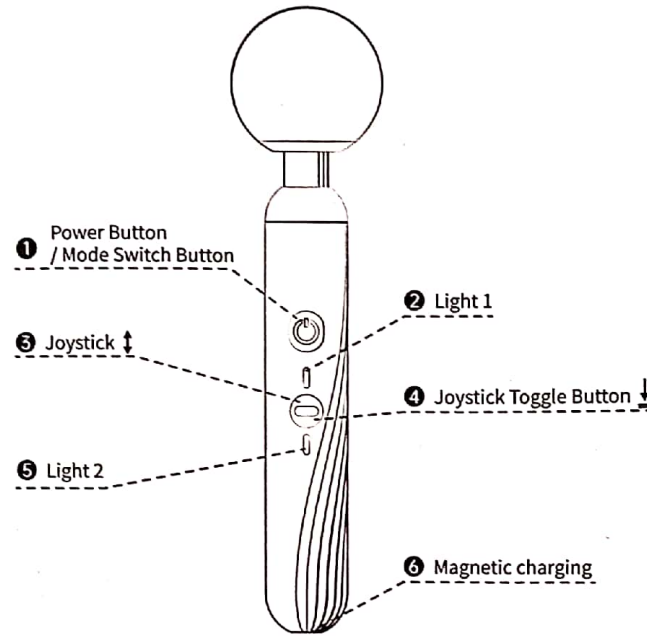
- DE Magnetisches Ladekabel
- FR Câble de charge magnétique
- ES Cabo de carregamento magnético
- FR 자기 충전 케이블
- KR 磁성충전선



- EN Pouch
- RU Сумка
- ES Bolsa
- FR Marsupio
- JP ポーチ
- KR 收納袋

- DE Beutel
- FR Poche
- ES Bolsa
- FR 작은 주머니
- KR 收納袋

Description



RU

①Кнопка питания/кнопка переключения режимов ②Свет 1 ③Джойстик ④Кнопка переключения джойстика ⑤Свет 2 ⑥Магнитный зарядный порт

DE

①Netzschalter/Modusschalter ②Licht 1 ③Joystick ④Joystick-Umschalttaste ⑤Licht 2 ⑥Magnetische Aufladung

FR

①Bouton d'alimentation/bouton de changement de mode ②Lumière 1 ③Manette ④Bouton bascule du joystick ⑤Lumière 2 ⑥Chargement magnétique

ES

①Botón de encendido/botón de cambio de modo ②Luz 1 ③Palanca de mando ④Botón de palanca de mando ⑤Luz 2 ⑥Carga magnética

PT

①Botão liga/desliga/botão interruptor de modo ②Luz 1 ③Balancim ④Botão de alternância do joystick ⑤Luz 2 ⑥Carregamento magnético

JP

①電源キー/モードスイッチ ②インジケータライト1 ③ジョイスティック ④ジョイスティックトルボタン ⑤インジケータライト2 ⑥磁気充電

KR

①전원 키/모드 스위치 ②표시등 1 ③흔들리는 것 ④조이스틱 키 전환 ⑤표시등 2 ⑥자기 충전

IT

①Tasto di accensione/interruttore di modalità ②Indicatore luminoso 1 ③rocker ④pulsante interruttore joystick ⑤Indicatore luminoso 2 ⑥Ricarica magnetica

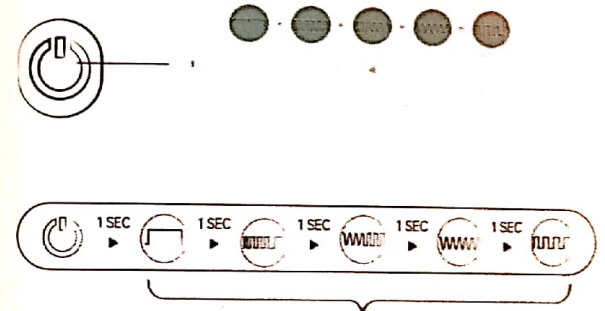
EN

①電源鍵/模式切換 ②指示燈1 ③搖桿 ④搖桿切換按鍵 ⑤指示燈2 ⑥磁吸充電

FR

①电源键/模式切换 ②指示灯1 ③摇杆 ④摇杆切换按钮 ⑤指示灯2 ⑥磁吸充电

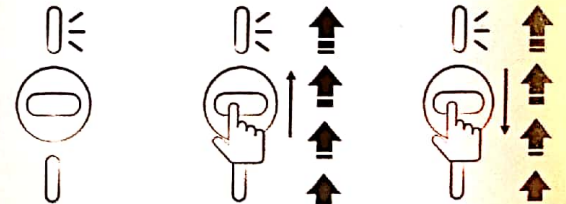
Manual mode (Without Phone)



x 5 Modes/Режимы/Modi/Modes/Modas/Modos/モード/모드/Modalità/模式/模式

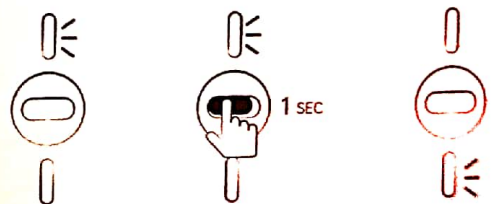
Strength

Прочность/Stärke/Strength/Fuerza/Força/強さ/Forza/強度/强度



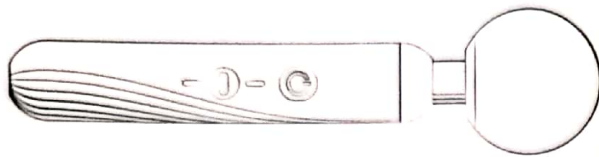
Direction

Направление/Richtung/Direction/Dirección/Direção/方向/방향/Direzione/方向/方向



APP Control Mode

① Schematic diagram



② On



③ Turn on Bluetooth



④ Open APP



⑤ Connect to Device



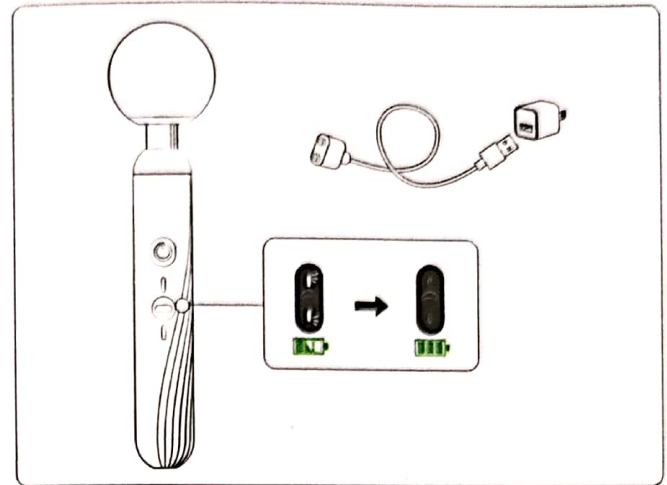
① Schematic diagram/Schematische Darstellung/Принципиальная схема/Diagramme schématique/Diagrama esquemático/Diagrama esquemático/Diagramma schematica/개략도/回路図/示意圖/示意图

② Turn on Bluetooth/Schalten Sie Bluetooth ein/Включить Bluetooth/Activez le Bluetooth/Ativar o Bluetooth/Encienda Bluetooth/블루투스 키기/Bluetooth을 온にする/Attiva il Bluetooth/開啟藍牙/开启藍牙

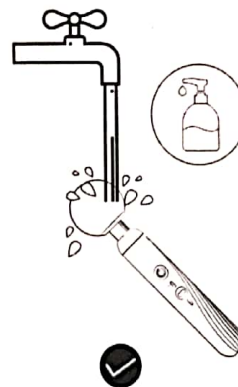
④ Open APP/Öffnen Sie die APP/Приложение Open/Ouvrez l'application/Abrir APP/Apri l'APP/アプリを開く/APP 열기/打開APP/打开APP

⑤ Connect to Device/Verbindung zum Gerät herstellen/Подключиться к устройству/Se connecter à l'appareil/Conectar ao dispositivo/Conectarse al dispositivo/Connetti al dispositivo/장치에 연결/デバイスに接続/連接設備/連接設備

APP Control Mode



Clean Storage



EN: Specification

Model: Smv32 | Size: $\Phi 11.0 \times 2.8 \times 1.5$ inch | Material: Silicone/ ABS | Charging voltage: DC 5V | Maximum charging current: 360mA | Weight: 344g/12.0 oz | Charging time: 120 minutes | Waterproof: IPX6 | Battery capacity: 1100mah | Working time: > 150 minutes *
*Working time is related to vibration mode

FR: Spécification

Modèle: Smv32 | Taille: $\Phi 290 \times 70 \times 39$ mm | Matériau: Silicium / ABS | Poids: 344g | Tension de charge: 5V | Courant de charge maximum: 360mA | Étanchéité: IPX6 | Temps de charge: 120 minutes | Durée de fonctionnement: > 150 minutes* | Capacité de la batterie: 1100 mah
* Le temps de travail est lié au mode de vibration

KR: 사양

모델: Smv32 | 크기: $\Phi 290 \times 70 \times 39$ mm | 재질: 실리콘 / ABS | 무게: 344g
충전 전압: DC 5V | 최대 충전 전류: 360mA | 충전 시간: 약 120분
작동 시간: > 150분* | 방수 등급: IPX6 | 배터리 용량: 1100mah
* 근무 시간은 진동 모드와 관련이 있습니다