

# NEXUSrev<sup>o</sup> SLIM

GB

1. Two direction rotating shaft
2. Vibrating perineum massager
3. Rotation and vibration buttons  
On/OFF button
4. Magnetic charge points

FR

1. Tête rotative
2. Point de vibration du périnée
3. Fonction On/Off
4. Bloc de recharge

DE

1. Kopfdrehung
2. Vibrierende Perineum Punkt
3. Ein/Aus- und Funktion-Taste
4. Induktionsladegerät

RU

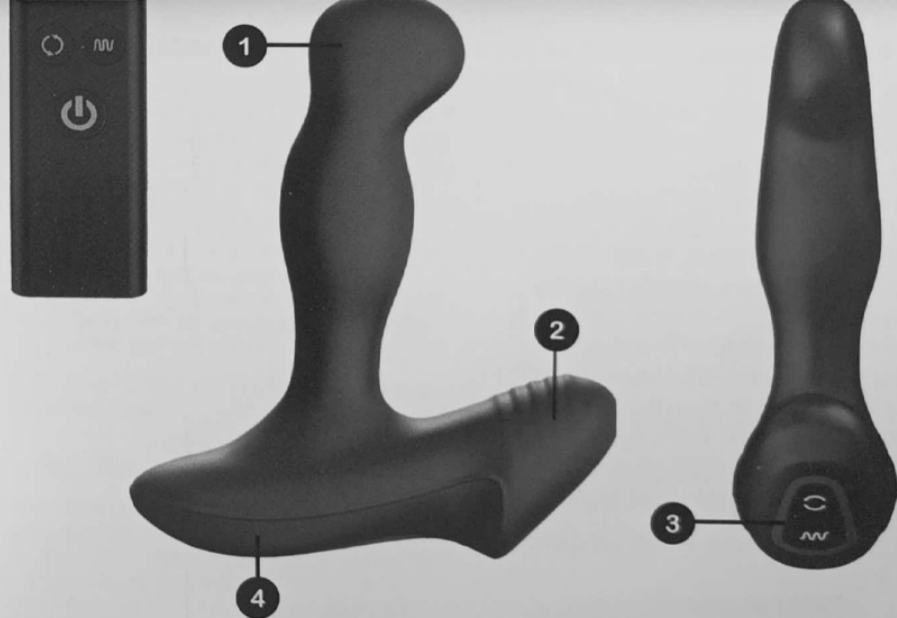
1. движущаяся голова
2. Вибрационный Промежность точка
3. Кнопка включения / выключения
4. электрический заряд форма

ES

1. Eje rotatorio en ambas direcciones
2. Masajeador perineal con vibracion
3. Encendido/apagado y otras funciones
4. Punto de recarga magnético

中文

1. 正反转转头按摩
2. 振动会阴按摩
3. 转动头功能按键和振动功能按键，  
振动功能按键同时也是开关按键
4. 磁吸式充电触点



Nexus Revo Slim delivers unrivalled stimulation to the prostate and perineum and comes with remote control functionality. As the entire Revo range, it utilises innovative mechanics and features unparalleled functionality, created to enable the user to reach new heights of orgasmic bliss. It combines a 2 speed, 2 direction, rotating shaft which gives a deep, thorough massage with a vibrating perineum massager with a choice of 6 stimulation settings. Revo Slim will deliver discreet, targeted stimulation where you want it most!

Before you get to know your Revo Slim more intimately, please take a few minutes to read through this user manual.

## Contents inside the Box

Nexus Revo Slim Main Unit  
Remote Control  
USB Charger  
Instruction manual  
Storage pouch

## Charging: Revo Slim Toy

Revo Slim is fully rechargeable via a USB lead which plugs directly into your computer or laptop. Located underneath the toy there are two magnetic contacts where you attach the magnetic charge pad. Before charging, make sure that the magnetic contacts are clean.

To show that the toy is charging successfully, the lights on the On/Off buttons will illuminate red. When fully charged the lights will change to green. When your Revo Slim is running low it will flicker green to indicate that you should charge soon.

Standard charging time is 3 hours which will give you 3.5 hours of play.

## Charging: Revo Slim Remote Control



The Revo Slim remote control is waterproof and rechargeable. To charge the remote, simply connect the USB charger to a power source and apply to the magnetic charge points on the remote. Standard charging time is 1 hour which will give you 100 hours of control.

## Modes and Functions


We recommend that you explore all the settings of your Nexus Revo Slim before using it for the first time, so that your experience is optimised from the start.


- 6 Stimulation Modes
- 2 Shaft Rotation Speeds
- 2 Direction Rotating Shaft
- 34 combinations of pleasure
- Ergonomically Contoured Shaft
- 100% body safe silicone
- Whisper quiet motor
- Rechargeable toy and remote control
- Waterproof toy and remote

## Using the controls on Revo Slim


Turn ON by quick pushing once the vibration button  on the underside of the Revo Slim, turn OFF by pushing the vibration button  for 1.5 seconds.


Once the toy is switched on you can either scroll through the functions on the toy or you can use the remote control included.


To change the shaft rotation speed and direction simply press the rotation button .

To change the perineum stimulator simply press the vibration button .

## Using the remote control

To use the remote control you will first need to turn Revo Slim ON by pushing the vibration button  on the underside of the toy. Once ON you can control the toy with the remote control up to 8 metres away.

To change the shaft rotation speed and direction simply press the rotation button on the remote control .

To change the perineum stimulator vibration simply press vibration button on the remote control .

One remote control can be programmed to use with more than one Revo Slim. To do this simply hold down the vibration buttons on the toys for 5 seconds until the light flickers red. The lights will turn green on all toys when the remote control ON/OFF buttons are pressed.

## Cleaning, Storage & Safety

To prolong the life of your Nexus Revo Slim we recommend that you follow the steps below:

- Never use a silicone based lubricant as this will react with the silicone of your Revo Slim and alter the feel of the toy. We recommend that you use a thick, high quality water based lubricant such as Nexus Slide or Nexus Slip.
- Clean thoroughly before and after use. Revo Slim is waterproof so you can wash with warm soapy water or simply spray with Nexus anti-bacterial Wash, wipe with a damp cloth and leave to dry.
- Never use cleaners which contain alcohol or acetone.
- Carefully storing your toy in a cool, dark place will prevent potential damage from dust and sunlight. We provide a discreet storage pouch which will keep your toy dust free and protected. Never leave Revo Slim in direct sunlight and always store separately from other toys.

## Preparation

To enjoy a comfortable prostate massage it is important to prepare beforehand. We recommend you empty your bowels and clean the area externally.

However, if you would like to enjoy a more thorough cleanse before your prostate massage you can achieve this easily with the use of a Nexus Anal Douche. Fill the bulb with clean, warm water and gently insert the nozzle into your anus. Squeeze the bulb so that the water enters your anus and then allow the water to flow back out. Repeat this several times until the water runs clear. If you feel any cramps or discomfort, remove it immediately and allow the water to pass back out.

Once you feel clean and prepared add a liberal amount of good quality, water-based lubricant before use.

You are now ready to proceed to the most pleasurable part – prostate massage.

## Tips for Use

If you are new to using anal toys, we recommend that you follow these step by step instructions:

- Apply a liberal amount of lubricant to the shaft of the toy and also around your anal area.
- Lie on your side with your knees bent towards your chest.
- With your free hand, slowly insert the shaft into your anus and gently push in until the perineum point touches your body. You may find it is pleasurable to breathe in slowly as you push the toy in and then exhale once it is comfortably in place.
- Spend a minute or two lying still and concentrate on the 'full' sensation you are experiencing.
- When you feel ready, switch on the toy so that the shaft rotates and the perineum stimulator vibrates. You will now experience the full effect of the dual stimulation.

- You can simply leave the Revo Slim in place and concentrate on the pleasure, or you can experiment with other sensory stimulation. This could be additional stimulus of the penis, a body massage from a partner, watching an erotic movie – the possibilities are endless.

## Specifications

Materials: Medical grade silicone shaft, ABS plastic base

Size: Total height x Base Width: 127 x 110mm

Shaft Diameter at widest point: 28mm

Batteries: Main Unit - Li-polymer 3.7V rechargeable battery, 740mAh

User Time: 3.5 hours at maximum settings

Waterproof: The main toy unit and remote control both conform to the IPX7 waterproof standard.

## Disposal information

Please note that disposal of old electronic waste must follow certain applicable regulations in the EU (and in other countries which have their own waste collection systems). Nexus Revo Slim must not be treated the same as common household waste, instead it should be taken to your nearest collection point where electronic waste can be appropriately recycled. Contact your local authority for more information on your local collection points and applicable regulations.

## Disclaimer

Users of Nexus Revo Slim use it at their own risk; neither the manufacturer nor the retailer assumes any responsibility or liability for the use of this product. No medical claims are warranted or implied by use of this product.

## Warranty

Your Nexus Revo Slim is covered by a 1 year warranty which is valid from the date of purchase. Please retain your proof of purchase for your records.

## Model may be changed for improvements without any notice.

If you experience a fault with your Nexus Revo Slim, or would like further information please contact [info@nexusrange.com](mailto:info@nexusrange.com).

© 2020 Libertybelle Marketing Ltd. All rights reserved.

Designed and developed by Libertybelle Marketing Ltd.

[www.nexusrange.com](http://www.nexusrange.com)