

Nexus Boost is a prostate and perineum massager with an inflatable tip!

Two powerful vibrating motors deliver dual stimulation to the perineum and prostate whilst the inflatable tip allows you to customise your prostate pleasure. Simply inflate the tip as much or as little as you like to adjust the pressure.

Boost also comes with a rechargeable remote control, making it perfect to use alone or with a partner.

Before you get to know your Nexus Boost more intimately, please take a few minutes to read through this user manual.

Contents inside the Box

Nexus Boost Main Unit
Remote Control
USB Charger

- Never use a silicone based lubricant as this will react with the silicone of your Nexus Boost and alter the feel of the toy. We recommend that you use a thick, high quality water based lubricant such as Nexus Slide.

- Clean thoroughly before and after use. Nexus Boost is splashproof so you can wash with warm soapy water or simply spray with Nexus anti-bacterial Wash, wipe with a damp cloth and leave to dry.

- Never use cleaners which contain alcohol or acetone.

- Carefully store your toy in a cool, dark place will prevent potential damage from dust and sunlight. We provide a discreet storage pouch which will keep your toy dust free and protected. Never leave Nexus Boost in direct sunlight and always store separately from other toys.

Preparation

To enjoy a comfortable prostate massage it is important to prepare beforehand. We recommend

appropriately recycled. Contact your local authority for more information on your local collection points and applicable regulations.

Users of Nexus Boost use it at their own risk; neither the manufacturer nor the retailer assumes any responsibility or liability for the use this product. No medical claims are warranted or implied by use of this product.

Disclaimer

Users of Nexus Revo Air use it at their own risk; neither the manufacturer nor the retailer assumes any responsibility or liability for the use this product. No medical claims are warranted or implied by use of this product.

Europe: Disposal of old electronic equipment (applicable in the EU and other European countries with separate waste collection systems): The crossed-out dustbin symbol indicates that this product should not be treated as household waste, but rather be brought to the appropriate collection point for recycling of electrical and electronic equipment.

Instruction manual
Storage pouch

Charging: Nexus Boost Toy

Boost is fully rechargeable via a USB lead which plugs directly into your computer or laptop. Located underneath the toy there are two magnetic contacts where you attach the magnetic charge pad. Before charging, make sure that the magnetic contacts are clean.

To show that the toy is charging successfully, the lights on the On/Off buttons will illuminate red. When fully charged the lights will change to green. When your Nexus Boost is running low it will flicker green to indicate that you should charge soon.

Standard charging time is 2 hours which will give you 2.5 hours of play.

Charging: Nexus Boost Remote Control

The Nexus Boost remote control is waterproof

you empty your bowels and clean the area externally.

However, if you would like to enjoy a more thorough cleanse before your prostate massage you can achieve this easily with the use of a Nexus Anal Douche. Fill the bulb with clean, warm water and gently insert the nozzle into your anus. Squeeze the bulb so that the water enters your anus and then allow the water to flow back out. Repeat this several times until the water runs clear. If you feel any cramps or discomfort, remove it immediately and allow the water to pass back out.

Once you feel clean and prepared add a liberal amount of good quality, water-based lubricant before use. You are now ready to proceed to the most pleasurable part – prostate massage.

Tips for Use

If you are new to using anal toys, we recommend that you follow these step by step instructions:

- Apply a liberal amount of lubricant to the shaft of the toy and also around your anal area.

Libertybelle Marketing Ltd declares that the radio equipment type 'remote control short range device' is in compliance with Directive 2014/53/EU.

The full text of the EU declaration of conformity is available at the following internet address:

<https://nexusrange.com/ec-declaration-of-conformity>

USA: This device complies with Part 15 of the FCC Rules. Operation is subject to the following two conditions: (1) this device may not cause harmful interference, and (2) this device must accept any interference received, including interference that may cause undesired operation. This equipment has been tested and found to comply with the limits for a Class B digital device, pursuant to part 15 of the FCC Rules. These limits are designed to provide reasonable protection against harmful interference in a residential installation. This equipment generates uses and can radiate radio frequency energy and, if not installed and used in accordance with the instructions, may cause harmful interference to radio communications. However, there is no


and rechargeable. To charge the remote, simply connect the USB charger to a power source and apply to the magnetic charge points on the remote. Standard charging time is 1 hour which will give you 100 hours of control.

Modes and Functions

We recommend that you explore all the settings of your Nexus Boost before using it for the first time, so that your experience is optimised from the start.

- 6 vibration settings
- Inflatable tip up to 46.5mm
- Splashproof
- Rechargeable
- Rechargeable, waterproof remote control

Using the Controls of Nexus Boost

Turn ON/OFF by pushing the vibration button  on the underside of the Nexus Boost for 1 second. Once the toy is switched on you can either scroll

- Lie on your side with your knees bent towards your chest.

- With your free hand, slowly insert the shaft into your anus and gently push in until the perineum point touches your body. You may find it is pleasurable to breathe in slowly as you push the toy in and then exhale once it is comfortably in place.

- Spend a minute or two lying still and concentrate on the 'full' sensation you are experiencing.

- When you feel ready, switch on the toy so that the tip inflates and the perineum stimulator vibrates. You will now experience the full effect of the dual stimulation.

- You can simply leave the Nexus Boost in place and concentrate on the pleasure, or you can experiment with other sensory stimulation. This could be additional stimulus of the penis, a body massage from a partner, watching an erotic movie - the possibilities are endless.

Specifications




Materials: Food grade silicone

guarantee that interference will not occur in a particular installation. If this equipment does cause harmful interference to radio or television reception, which can be determined by turning the equipment off and on, the user is encouraged to try to correct the interference by one or more of the following measures:




- Reorient or relocate the receiving antenna.
- Increase the separation between the equipment and receiver.
- Connect the equipment into an outlet on a circuit different from that to which the receiver is connected.
- Consult the dealer or an experienced radio/TV technician for help


Canada: Under Industry Canada regulations, this radio transmitter may only operate using an antenna of a type and maximum (or lesser) gain approved for the transmitter by Industry Canada. To reduce potential radio interference to other users, the antenna type and its gain should be so

chosen that the equivalent isotropically radiated power (e.i.r.p.) is not more than that necessary for successful communication.

through the functions on the toy or you can use the remote control included. To scroll through the 6 modes of vibration, continue to push the  button. To inflate the tip, hold down the  button until you are at the desired point, to deflate push the  button.

Using the remote control

To use the remote control you will first need to turn Nexus Boost ON by pushing the vibration button  on the underside of the toy. Once ON you can control the toy with the remote control up to 8 metres away. To change the vibration on the remote simply scroll through by pushing the power button and to inflate press  and deflate press .

To turn off, simply hold down the power button on the remote or the  on the toy.

Cleaning, Storage & Safety

To prolong the life of your Nexus Boost we recommend that you follow the steps below:

Size: Total height x Base Width: 5 x 4.25 inches
Shaft Diameter at widest point: 1.45 inches

Tip inflates up to: 1.83 inches

Batteries

Main Unit - Li-polymer 3.7V rechargeable battery, 650mAh

Remote - Li-polymer 3.7V rechargeable battery, 80mAh

User Time: 2.5 hours at maximum settings

Waterproof: the main toy unit conforms to the IPX6 waterproof standard the remote control conforms to the IPX7 waterproof standard

Disposal information

Please note that disposal of old electronic waste must follow certain applicable regulations in the EU (and in other countries which have their own waste collection systems). Nexus Boost must not be treated the same as common household waste, instead it should be taken to your nearest collection point where electronic waste can be



Warranty

Your Nexus Boost is covered by a 1 year warranty which is valid from the date of purchase. Please retain your proof of purchase for your records. Model may be changed for improvements without any notice.

If you experience a fault with your Nexus Boost, or would like further information please contact info@nexusrange.com.

© Libertybelle Marketing Ltd.

All rights reserved.

Designed and developed by:
Libertybelle Marketing Ltd.

www.nexusrange.com