

plusOne / Walmart

6703 Personal Massager Instruction Manual

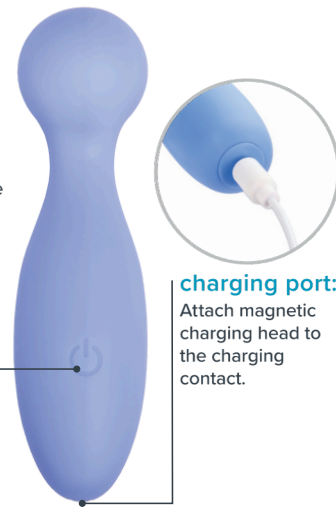
220711

Print Production

5x3" card

All colors are CMYK

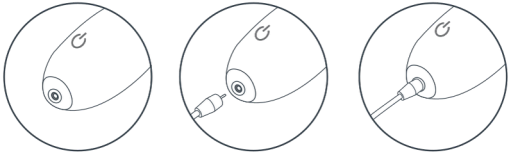
- Uncoated Cardstock
- Bleed
- Double sided



power button:
Press and hold the power button for 3 seconds to turn on. Press firmly to cycle through the 10 settings. Press and hold for 3 seconds to power off.

charging port:
Attach magnetic charging head to the charging contact.

how to charge



1. The charging contact is a small metal circle located on the bottom of the device.
2. Line up the magnetic charging head with the contact.
3. The cable will magnetically attach itself into place. The power button LED light will pulsate slowly to indicate charging.

The battery shall be disposed in accordance with the local laws and regulations. If possible please recycle it. Users shall not take out or replace the battery by themselves; doing so may damage the product.

INCLUDES: personal massager, charging cable & instruction manual

Back

plusOne®

PERSONAL MASSAGER

cleaning:
Be sure to clean thoroughly before & after each use. Clean using a mild soap and warm water.


storage:
Store in a cool dry place separately from other sex toys; sex toys of different material can damage each other if left in contact.

quality:
This product is manufactured using body-safe silicone that is harmless to the human body; free from phthalates, BPA and latex.

special instructions:
Do not turn on while charging and/or cleaning. While charging the light will flash, the light will turn solid when fully charged. **Low battery alert:** Light flashes rapidly when battery is running low. Use only with 5-volt USB wall adapter (standard mobile phone charger). Use water based lubricant only.

warnings:
Discontinue use if there is any discomfort for you or your partner. Do not expose device to water while charging.

for complete user manual & more information on ways to use your new personal massager
visit myplusOne.com
or follow us @myplusOne



Front