

plusOne / Walmart

6705 Dual Vibrating Arc Instruction Manual

230222

Print Production

5x3" Card

All colors are CMYK

- Uncoated Cardstock
- Bleed
- Double sided
- Tri-Fold

= Indicates fold

Back

Front

plusOne
dual vibrating arc

cleaning:
Clean thoroughly before & after each use, with a mild soap and warm water.

storage:
Store in a cool dry place separately from other sex toys; sex toys of different material can damage each other if left in contact.


quality:
This product is manufactured using body-safe silicone that is harmless to the human body; free from phthalates, BPA and latex.

special instructions:
Do not turn on while charging and/or cleaning. While charging the light will flash, the light will turn solid when fully charged. **Low battery alert:** Light flashes rapidly when battery is running low. Use only with 5-volt USB wall adapter (standard mobile phone charger). Allow 180 minutes for a full charge. Use water based lubricant only.

warnings:
Discontinue use if there is any discomfort for you or your partner. Do not expose device to water while charging.

for complete user manual & more information on ways to use your new dual vibrating arc:
visit myplusOne.com
or follow us [@myplusOne](https://www.instagram.com/myplusOne)


DON'T MISS YOUR EXCLUSIVE WELCOME OFFER




scan to learn more

unlock on myplusOne.com when you sign up via email to receive news and promotions

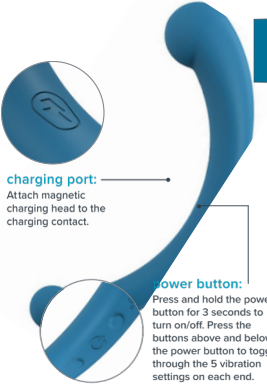

love your purchase? let us know!



plusOne
dual vibrating arc



instruction manual



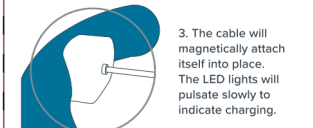
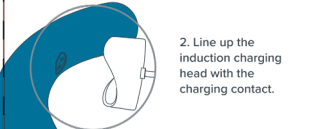
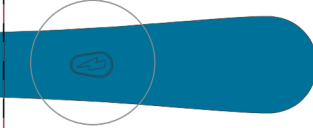
charging port:
Attach magnetic charging head to the charging contact.

power button:
Press and hold the power button for 3 seconds to turn on/off. Press the buttons above and below the power button to toggle through the 5 vibration settings on each end.

The battery shall be disposed in accordance with the local laws and regulations, if possible please recycle it. Users shall not take out or replace the battery by themselves, doing so may damage the product.


INCLUDES: dual vibrating arc, charging cable, & instruction manual

how to charge




1. Attach the magnetic charging head to the device.
2. Line up the induction charging head with the charging contact.
3. The cable will magnetically attach itself into place. The LED lights will pulsate slowly to indicate charging.


ways to use



the perfect g-spot finder
Slide either end into your or your partner's vagina to reach the G-spot (don't forget the lube!). Gently rock the vibrating arc back & forth to stimulate the area. The smaller end is also perfect for anal and prostate stimulation.



two ways to play
Prefer clitoral stimulation? Try placing the vibrating arc's larger end directly against, or near, your clitoris to experience its powerful vibrations in your most sensitive area.



unwind & relax
This vibrating arc feels fantastic on sore muscles and stubborn knots. If you're having trouble shaking off the stress of a long day, the vibrating arc can provide the foreplay you need to let go of your stress and get into the mood.