

plusOne / Walmart
 6725 Fluttering Arouser Instruction Manual
 221223
 Print Production
 5x3" Card

All colors are CMYK

- Uncoated Cardstock
- Bleed
- Double sided

= Indicates fold

plusOne®

fluttering arouser

cleaning:
 Clean thoroughly with mild soap and warm water, before and after each use.

storage:
 Store in a cool dry place separately from other sex toys; sex toys of different material can damage each other if left in contact.

quality:
 This product is manufactured using body-safe silicone that is harmless to the human body; free from phthalates, BPA and latex.


special instructions:
 Do not turn on while charging and/or cleaning. (While charging the light will flash; the light will turn solid when fully charged) **Low battery alert:** Light will flash rapidly when battery is running low. Use only with 5-volt USB wall adapter (standard mobile phone charger). Allow 60 minutes for a full charge. Use water based lubricant only.

warnings:
 Discontinue use if there is any discomfort for you or your partner. Do not expose device to water while charging.

for complete user manual & more information on ways to use your new fluttering arouser:
 visit myplusOne.com
 or follow us: [@_myplusOne](https://www.instagram.com/myplusOne)

Back

DON'T MISS YOUR EXCLUSIVE WELCOME OFFER



scan to learn more

unlock on myplusOne.com when you sign up via email to receive news and promotions

love your purchase? let us know!



plusOne®

fluttering arouser



instruction manual

Outside

Front

power button:
 Press and hold the power button for 3 seconds to turn on. Press firmly to cycle through the 10 settings. Press and hold for 3 seconds to power off.

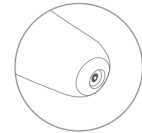


charging port:
 Attach the magnetic charging head to the charging contact.

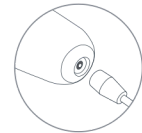
The battery shall be disposed in accordance with the local laws and regulations. If possible please recycle it. Users shall not take out or replace the battery by themselves, doing so may damage the product.

INCLUDES: fluttering arouser, charging cable, & instruction manual

how to charge



1. The charging contact is a small metal circle located on the bottom of the device.



2. Line up the magnetic charging head with the charging contact.



3. The cable will magnetically attach itself into place. The power button LED light will pulsate slowly to indicate charging.

ways to use



explore the sensations
 Press the opening of the fluttering arouser directly against, or near, your or your partner's clitoris to experience the most intense fluttering sensation.



warming up?
 Depending on your level of sensitivity, try pressing the fluttering arouser's opening into your vulva or spread your labia to get more indirect stimulation. Use the power button to find the setting that works best for your body.



the wetter, the better
 To give yourself the sensation of both suction and fluttering on your clitoris, apply lube along the edges of the fluttering arouser's opening and press against the clitoris. Check out myplusOne.com for our [hydroLube™](http://myplusOne.com) personal lubricant.

Inside