

plusOne / Walmart

6768BLUN Private Pleasure Vibe

240903

Print Production

3x5" card

ALL COLORS CMYK

- Uncoated Cardstock

- Bleed

- Double sided

- Tri-fold



CYAN



MAGENTA



YELLOW



BLACK

NON-PRINTING COLORS



DIELINE



SUBSTRATE

= Indicates fold

Back

Front

private pleasure vibe

cleaning:

Clean thoroughly with mild soap and warm water or plusOne® cleaning wipes, before and after each use.

storage:

Store in a cool dry place separately from other sexual wellness devices; sexual wellness devices of different material can damage each other if left in contact. Includes a sleek privacy cover for total discretion.

quality:

This product is manufactured using body-safe, non-porous materials that are harmless to the human body; free from phthalates, BPA and latex. Use water-based lubricant only.

special instructions:

Do not turn on while charging and/or cleaning. The light will flash while charging, then turn solid once fully charged. When the battery's low, the light will flash rapidly. Use only with 5-volt USB wall adapter (standard mobile phone charger). Use water-based lubricant only. Allow 90 minutes for a full charge.

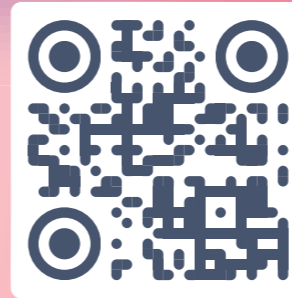
warnings:

Discontinue use if there is any discomfort for you or your partner. Do not expose device to water while charging. Do not use while charging. Use only with provided plusOne® charging cable.

The battery shall be disposed in accordance with the local laws and regulations. If possible, please recycle it. Users shall not take out or replace the battery by themselves; doing so may damage the product.

plusOne®

Scan for 2 year warranty registry



wellness in your hands

To learn more about ways to use the private pleasure vibe, visit myplusOne.com or follow us on social

[@plusOneClo](https://www.facebook.com/plusOneClo) [@_myplusOne](https://www.instagram.com/_myplusOne)

[@_myplusOne](https://www.tiktok.com/@_myplusOne)

plusOne®

private pleasure vibe



instruction manual

Outside

product overview

1. power button

To turn ON, remove the cover and press/hold the power button for 3 seconds. Press the power button to toggle through 10 vibration settings. To turn OFF, press and hold the power button for 3 seconds.



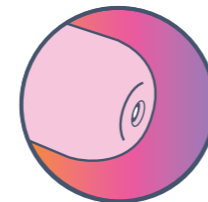
2. discreet cover

3. charging port

Attach the magnetic charging head with the charging contact.

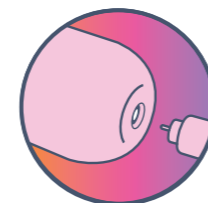


how to charge



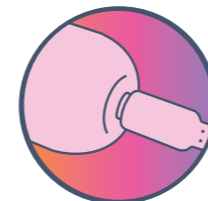
step 1

The charging contact is a small metal circle located on the bottom of the device.



step 2

Line up the magnetic charging head with the charging contact.



step 3

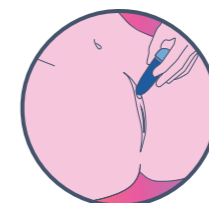
The cable will magnetically attach itself in place, and the LED light above the power button will pulsate.

ways to use



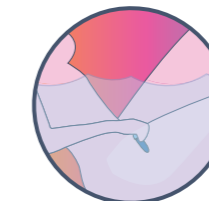
best kept secret

Is it lipstick or a vibrator? That's for you to know. The sleek privacy cover conceals the vibe for discretion.



hit the sweet spot

Use the narrow tip and 10 whisper-quiet vibration settings for external clitoral stimulation.



relax and unwind

Transform your bath or shower into your own private oasis with this fully-waterproof vibe.

INCLUDES: private pleasure vibe, essentials pouch, charging cable, and instruction manual

Inside